



District Report Card: 2017


State: Telangana	District: KAMAREDDY
Class: 8	Subject: Mathematics
Schools: 51	Students: 1350


Participation/Coverage


Students

GENDER 	Boys		Girls	
	Number	%	Number	%
	639	47.33	711	52.67

AREA 	Rural		Urban	
	Number	%	Number	%
	1277	94.59	73	5.41

CATEGORY 	SC		ST		OBC		GEN	
	Number	%	Number	%	Number	%	Number	%
	284	21.04	195	14.44	791	58.59	80	5.93

CWSN 	LD	VI	HI	S&LD	ID	Oth
	3	2	2	1	3	0

MANAGEMENT 	Government		Government-aided	
	Number	%	Number	%
	1324	98.07	26	1.93

Average Performance of Students in EVS (%)

Overall	Gender		Area		Management		Social Group			
	Male	Female	Rural	Urban	Govt.	Aided	SC	ST	OBC	GEN
41.17	44.52	38.15	39.96	62.28	41.37	30.51	38.19	37.30	43.64	36.67

Performance on Learning Outcomes (LOs)

Learning Outcomes	Description	Average Performance(%)
M601	Solves problems involving large numbers by applying appropriate operations	45.94
M606	Solves problems on daily life situations involving addition and subtraction of fractions / decimals	38.85
M620	Finds out the perimeter and area of rectangular objects in the surroundings like floor of the class room, surfaces of a chalk box etc.	41.33
M621	Arranges given/collected information in the form of table, pictograph and bar graph and interprets them	42.39
M702	Interprets the division and multiplication of fractions	40.74
M705	Solves problems related to daily life situations involving rational numbers	47.63
M706	Uses exponential form of numbers to simplify problems involving multiplication and division of large numbers.	39.67
M707	Adds/subtracts algebraic expressions	46.96
M710	Solves problems related to conversion of percentage to fraction and decimal and vice versa	27.04
M717	Finds out approximate area of closed shapes by using unit square grid/ graph sheet	38.26
M719	Finds various representative values for simple data from her/his daily life contexts like mean, median and mode	49.56
M721	Interprets data using bar graph such as consumption of electricity is more in winters than summer	53.79
M801	Generalises properties of addition, subtraction, multiplication and division of rational numbers through patterns	36.55
M802	Finds rational numbers between two given rational numbers	43.24
M803	Proves divisibility rules of 2, 3,4, 5, 6, 9 and 11	46.23
M804	Finds squares, cubes, square roots and cube roots of numbers using different methods.	41.16
M808	Use various algebraic identities in solving problems of daily life.	46.66
M812	Verifies properties of parallelogram and establishes the relationship between them through reasoning	29.00
M818	Finds surface area and volume of cuboidal and cylindrical object	32.69
M819	Draws and interprets bar charts and pie charts	35.41

Range of Performance of Students who Answered Correctly							
Below 30%		30% - 50%		50% - 75%		Above 75%	
Number	%	Number	%	Number	%	Number	%
537	39.78	394	29.19	287	21.26	132	9.78

Lowest Performing Learning Outcomes (LOs)

1. Solves problems related to conversion of percentage to fraction and decimal and vice versa (27.04)
2. Verifies properties of parallelogram and establishes the relationship between them through reasoning (29)
3. Finds surface area and volume of cuboidal and cylindrical object (32.69)
4. Draws and interprets bar charts and pie charts (35.41)
5. Generalises properties of addition, subtraction, multiplication and division of rational numbers through patterns (36.55)